



# Winton Motor Raceway

## Round 2 : March 12 - 14



### AUSTRALIAN SUPERBIKE CHAMPIONSHIP

#### Practice 2


Date: 12/03/21  
 Event: P11  
 Weather: Partly cloudy - Temp: 28.5C  
 Track: Dry - Temp: 38.5C


Started at: 13:49:02  
 Laps: 30 Min  
 Starters: 22  
 Printed at: 15:50


### CLASSIFICATION

| Pos | No  | Name   | Machine        | Fastest Lap | On Lap   | Behind Leader | Behind Prev |
|-----|-----|--|----------------|-------------|----------|---------------|-------------|
| 1   | 17  | Troy HERFOSS (QLD) / Penrite Honda Racing  | Honda CBR-RR   | 1:19.593    | 8 of 18  |               |             |
| 2   | 1   | Wayne MAXWELL (VIC)  | Ducati V4R     | 1:19.849    | 15 of 15 | .256          | .256        |
| 3   | 46  | Michael JONES (QLD) / Desmosport Ducati  | Ducati V4R     | 1:20.260    | 12 of 13 | .667          | .411        |
| 4   | 61  | Arthur SISIS (SA) / Donna Hoeymakers / Unitech Racing / Remo Contractors / SA Profiling                | Yamaha YZF-R1  | 1:20.626    | 9 of 11  | 1.033         | .366        |
| 5   | 14  | Glenn ALLERTON (NSW) / Maxima Racing Oils BMW  | BMW S RR       | 1:20.646    | 7 of 16  | 1.053         | .020        |
| 6   | 65  | Cru HALLIDAY (NSW) / Yamaha Racing Team  | Yamaha YZF-R1  | 1:21.017    | 7 of 13  | 1.424         | .371        |
| 7   | 83  | Lachlan EPIS (NSW) / Maxima Racing Oils BMW  | BMW S RR       | 1:21.043    | 13 of 13 | 1.450         | .026        |
| 8   | 3   | Jed METCHER (VIC) / Metcher Motorsport / Siemec / Fusport / Yamaha / YRD / YamaLube                    | Yamaha YZF-R1  | 1:21.343    | 8 of 15  | 1.750         | .300        |
| 9   | 21  | Josh WATERS (VIC) / Kawasaki BCperformance / Kawasaki Motors Aust.                                     | Kawasaki ZX10R | 1:21.725    | 12 of 12 | 2.132         | .382        |
| 10  | 12  | Matthew WALTERS (NSW) / Kawasaki Australia / Kawasaki Connection / Rover Coaches / Du Speed            | Kawasaki ZX10R | 1:21.797    | 8 of 13  | 2.204         | .072        |
| 11  | 32  | Oliver BAYLISS (QLD) / DesmoSport Ducati   | Ducati V4R     | 1:22.086    | 15 of 16 | 2.493         | .289        |
| 12  | 28  | Aiden WAGNER (QLD) / Yamaha Racing Team  | Yamaha YZF-R1  | 1:22.142    | 10 of 15 | 2.549         | .056        |
| 13  | 67  | Bryan STARING (WA) / Kawasaki BCperformance / Kawasaki Motors Aust.                                    | Kawasaki ZX10R | 1:22.486    | 11 of 12 | 2.893         | .344        |
| 14  | 333 | Yannis SHAW (NSW) / Specialist Suzuki / Specialist Height Access / Airoh Helmets / Ricondi             | Suzuki GSXR    | 1:23.272    | 9 of 15  | 3.679         | .786        |
| 15  | 16  | Luke JHONSTON (VIC) / MotoGo Yamaha / Taichi Leather / The Bike Vault Castlemaine / Pirelli            | Yamaha YZF-R1  | 1:23.590    | 11 of 11 | 3.997         | .318        |
| 16  | 64  | Aaron MORRIS (NSW) / Harvest Pools / Watson Demolition / Longwall Haul / Michelin / YRD / Bitubo Susp. | Yamaha YZF-R1  | 1:23.794    | 10 of 10 | 4.201         | .204        |
| 17  | 92  | Jack DAVIS (SA) / Thomson Airborne   | BMW S RR       | 1:25.138    | 15 of 16 | 5.545         | 1.344       |
| 18  | 78  | Nathan SPITERI (VIC) / ProGP Racing / Livson / PTR / Alpinestar / The Grinning Dingo                   | Suzuki GSXR    | 1:25.787    | 7 of 14  | 6.194         | .649        |
| 19  | 11  | Philip CZAJ (VIC) / 11M / Peters Stevens M-c / Yamaha Aust. / Bridgestone Tyres Aust.                  | Yamaha YZF-R1  | 1:26.524    | 3 of 6   | 6.931         | .737        |
| 20  | 37  | Michael EDWARDS (QLD) / Northstar Yamaha / Addicted To Track   | Yamaha YZF-R1  | 1:27.593    | 10 of 14 | 8.000         | 1.069       |
| 21  | 29  | Patrick Jun LI (VIC) / MotoGo Yamaha / Taichi Leather / KYT Helmets                                    | Yamaha YZF-R1  | 1:28.115    | 6 of 12  | 8.522         | .522        |
| 22  | 33  | Hamish McMURRAY (NSW) / Six Ways From Sunday / Dunlop  | Kawasaki ZX10R | 1:29.554    | 9 of 17  | 9.961         | 1.439       |

Current qualifying record for SBK class - 1:19.994 by Mike JONES (QLD) on a Ducati 1299 FE set on 07/09/19

  
 Chief Timekeeper - Scott Laing

  
 Race Director - Tom Williams

  
 Clerk of Course - Paul Hinds





# Winton Motor Raceway

## Round 2 : March 12 - 14



### AUSTRALIAN SUPERBIKE CHAMPIONSHIP

#### Practice 2

Date: 12/03/21  
 Event: P11  
 Weather: Partly cloudy - Temp: 28.5C  
 Track: Dry - Temp: 38.5C

Started at: 13:49:02  
 Laps: 30 Min  
 Starters: 22  
 Printed at: 15:50

#### LAP TIMES

| No  | Name                  | Lap 1           | Lap 2           | Lap 3           | Lap 4    | Lap 5           | Lap 6           | Lap 7           | Lap 8           | Lap 9           | Lap 10          |
|-----|-----------------------|-----------------|-----------------|-----------------|----------|-----------------|-----------------|-----------------|-----------------|-----------------|-----------------|
| 83  | Lachlan EPIS (NSW)    | 1:28.470        | 1:22.680        | 1:21.954        | 1:22.276 | 1:21.389        | 1:21.192        | 1:22.615        | 1:23.977        | 1:22.502        | 10:53.962       |
| 10  |                       | 1:35.219        | 1:21.219        | <b>1:21.043</b> |          |                 |                 |                 |                 |                 |                 |
| 333 | Yannis SHAW (NSW)     | 1:32.971        | 1:24.450        | 1:23.717        | 1:23.993 | 1:23.519        | 1:27.572        | 1:28.382        | 1:26.349        | <b>1:23.272</b> | 9:27.331        |
| 10  |                       | 1:42.287        | 1:23.986        | 1:32.407        | 1:31.375 | 1:23.995        |                 |                 |                 |                 |                 |
| 16  | Luke JHONSTON (VIC)   | 1:30.920        | 1:24.295        | 1:24.157        | 1:23.901 | 1:29.336        | 6:41.159        | 1:31.847        | 1:43.193        | 1:23.655        | 1:23.873        |
| 10  |                       | <b>1:23.590</b> |                 |                 |          |                 |                 |                 |                 |                 |                 |
| 65  | Cru HALLIDAY (NSW)    | 1:39.863        | 1:23.501        | 1:23.118        | 1:22.877 | 1:21.408        | 1:21.250        | <b>1:21.017</b> | 10:16.123       | 1:30.684        | 2:12.748        |
| 10  |                       | 1:21.956        | 1:31.137        | 1:24.795        |          |                 |                 |                 |                 |                 |                 |
| 46  | Michael JONES (QLD)   | 1:32.892        | 1:21.661        | 1:24.385        | 2:35.223 | 1:43.149        | 1:21.047        | 1:20.468        | 12:01.851       | 1:31.937        | 1:20.263        |
| 10  |                       | 1:21.880        | <b>1:20.260</b> | 1:20.569        |          |                 |                 |                 |                 |                 |                 |
| 61  | Arthur SISSIS (SA)    | 1:31.568        | 1:21.904        | 1:21.619        | 1:23.748 | 1:25.431        | 11:02.528       | 1:49.400        | 1:21.160        | <b>1:20.626</b> | 1:30.659        |
| 10  |                       | 1:21.180        |                 |                 |          |                 |                 |                 |                 |                 |                 |
| 12  | Matthew WALTERS (NSW) | 1:30.752        | 1:23.954        | 1:23.343        | 1:22.623 | 8:45.367        | 1:33.358        | 1:22.084        | <b>1:21.797</b> | 5:59.656        | 1:40.131        |
| 10  |                       | 1:23.212        | 1:24.010        | 1:22.638        |          |                 |                 |                 |                 |                 |                 |
| 29  | Patrick Jun LI (VIC)  | 1:38.440        | 1:28.746        | 3:31.414        | 1:44.184 | 1:28.829        | <b>1:28.115</b> | 1:52.128        | 1:30.529        | 11:24.124       | 1:36.140        |
| 10  |                       | 1:28.409        | 1:28.419        |                 |          |                 |                 |                 |                 |                 |                 |
| 14  | Glenn ALLERTON (NSW)  | 1:28.892        | 1:21.110        | 1:20.796        | 1:23.054 | 2:47.060        | 1:30.208        | <b>1:20.646</b> | 3:04.129        | 1:27.950        | 1:22.037        |
| 10  |                       | 5:59.305        | 1:35.245        | 1:26.216        | 1:20.787 | 1:21.042        | 1:20.951        |                 |                 |                 |                 |
| 78  | Nathan SPITERI (VIC)  | 1:34.822        | 1:27.744        | 1:26.741        | 1:26.346 | 1:26.426        | 1:28.258        | <b>1:25.787</b> | 1:26.009        | 1:26.365        | 11:16.668       |
| 10  |                       | 1:40.268        | 1:26.922        | 1:26.804        | 1:26.663 |                 |                 |                 |                 |                 |                 |
| 67  | Bryan STARING (WA)    | 1:31.831        | 1:23.063        | 1:22.692        | 6:50.332 | 1:32.909        | 1:24.057        | 9:13.073        | 1:30.269        | 1:25.143        | 1:22.740        |
| 10  |                       | <b>1:22.486</b> | 1:24.044        |                 |          |                 |                 |                 |                 |                 |                 |
| 28  | Aiden WAGNER (QLD)    | 1:31.629        | 1:22.845        | 1:23.725        | 1:22.160 | 1:23.798        | 2:15.585        | 1:32.933        | 8:14.515        | 1:31.531        | <b>1:22.142</b> |
| 10  |                       | 1:24.165        | 1:22.709        | 1:28.932        | 1:22.922 | 1:22.157        |                 |                 |                 |                 |                 |
| 32  | Oliver BAYLISS (QLD)  | 1:31.731        | 1:23.525        | 1:22.958        | 1:22.398 | 1:22.374        | 1:24.571        | 5:26.355        | 1:35.636        | 1:22.923        | 1:25.181        |
| 10  |                       | 3:28.936        | 1:30.328        | 1:22.943        | 1:22.450 | <b>1:22.086</b> | 1:22.692        |                 |                 |                 |                 |
| 17  | Troy HERFOSS (QLD)    | 1:29.835        | 1:22.134        | 1:25.719        | 1:19.883 | 6:37.929        | 1:29.447        | 1:20.136        | <b>1:19.593</b> | 1:19.651        | 1:19.751        |
| 10  |                       | 1:21.725        | 1:19.682        | 1:19.919        | 1:22.878 | 1:21.710        | 1:19.822        | 1:22.198        | 1:22.318        |                 |                 |
| 21  | Josh WATERS (VIC)     | 1:32.240        | 1:23.712        | 10:12.657       | 1:29.030 | 1:22.802        | 1:22.662        | 1:22.657        | 1:22.671        | 5:22.758        | 1:33.592        |
| 10  |                       | 1:22.372        | <b>1:21.725</b> |                 |          |                 |                 |                 |                 |                 |                 |
| 64  | Aaron MORRIS (NSW)    | 1:32.538        | 1:24.694        | 1:32.416        | 1:24.820 | 1:23.882        | 3:43.497        | 2:46.406        | 1:31.226        | 1:24.854        | <b>1:23.794</b> |
| 33  | Hamish McMURRAY (NSW) | 1:43.619        | 1:33.358        | 1:32.354        | 1:34.399 | 1:31.511        | 1:31.248        | 1:30.366        | 1:30.353        | <b>1:29.554</b> | 1:31.072        |
| 10  |                       | 3:22.680        | 1:34.623        | 1:31.721        | 1:32.192 | 1:31.212        | 1:30.910        | 1:30.229        |                 |                 |                 |
| 3   | Jed METCHER (VIC)     | 1:27.784        | 1:22.368        | 1:22.882        | 1:21.560 | 1:21.599        | 4:13.542        | 1:27.258        | <b>1:21.343</b> | 4:26.691        | 1:28.320        |
| 10  |                       | 1:21.901        | 1:21.905        | 3:40.814        | 1:41.634 | 1:23.831        |                 |                 |                 |                 |                 |
| 37  | Michael EDWARDS (QLD) | 1:40.786        | 1:30.091        | 1:29.897        | 1:31.491 | 1:30.655        | 1:28.828        | 1:28.342        | 1:28.829        | 1:28.321        | <b>1:27.593</b> |
| 10  |                       | 7:38.091        | 1:38.583        | 3:57.139        | 1:40.736 |                 |                 |                 |                 |                 |                 |
| 92  | Jack DAVIS (SA)       | 1:41.600        | 1:28.341        | 1:25.337        | 1:27.826 | 2:01.970        | 1:33.952        | 1:25.268        | 1:25.640        | 1:34.600        | 1:25.556        |
| 10  |                       | 2:54.626        | 1:34.583        | 1:25.547        | 1:31.615 | <b>1:25.138</b> | 1:44.064        |                 |                 |                 |                 |
| 1   | Wayne MAXWELL (VIC)   | 1:30.742        | 1:21.247        | 1:21.559        | 1:20.740 | 1:21.653        | 1:20.626        | 6:11.277        | 1:29.091        | 1:20.441        | 1:20.416        |
| 10  |                       | 3:54.235        | 1:27.118        | 1:20.344        | 1:19.911 | <b>1:19.849</b> |                 |                 |                 |                 |                 |
| 11  | Philip CZAJ (VIC)     | 1:48.543        | 1:27.034        | <b>1:26.524</b> | 1:27.236 | 1:27.384        | 1:28.340        |                 |                 |                 |                 |

*Scott Laing*  
 Chief Timekeeper - Scott Laing

*Tom Williams*  
 Race Director - Tom Williams

*Paul Hinds*  
 Clerk of Course - Paul Hinds





# Winton Motor Raceway

## Round 2 : March 12 - 14



### AUSTRALIAN SUPERBIKE CHAMPIONSHIP

#### Practice 2

Date: 12/03/21  
 Event: P11  
 Weather: Partly cloudy - Temp: 28.5C  
 Track: Dry - Temp: 38.5C

Started at: 13:49:02  
 Laps: 30 Min  
 Starters: 22  
 Printed at: 15:50

#### SPLIT TIMES

| Lap                                    | Split 1       | Split 2       | Split 3       | Split 4       | Lap Time        | Spd | Lap                                 | Split 1       | Split 2       | Split 3       | Split 4       | Lap Time        | Spd |
|--|---------------|---------------|---------------|---------------|-----------------|-----|-------------------------------------|---------------|---------------|---------------|---------------|-----------------|-----|
| <b>83 Lachlan EPIS (NSW) (7th)</b>     |               |               |               |               |                 |     | <b>65 Cru HALLIDAY (NSW) (6th)</b>  |               |               |               |               |                 |     |
| 1                                      | 14.483        | 14.588        | 30.994        | 28.405        | 1:28.470 P      |     | 1                                   | 17.296        | 22.251        | 33.000        | 27.316        | 1:39.863 P      |     |
| 2                                      | 11.493        | 13.970        | 30.226        | 26.991        | 1:22.680        | 237 | 2                                   | 12.179        | 14.137        | 30.461        | 26.724        | 1:23.501        | 238 |
| 3                                      | 11.343        | 13.869        | 29.665        | 27.077        | 1:21.954        | 238 | 3                                   | 11.387        | 14.324        | 30.684        | 26.723        | 1:23.118        | 242 |
| 4                                      | 11.221        | 13.943        | 30.306        | 26.806        | 1:22.276        | 238 | 4                                   | 11.355        | 13.864        | 30.082        | 27.576        | 1:22.877        | 242 |
| 5                                      | 11.249        | 13.867        | 29.562        | 26.711        | 1:21.389        | 238 | 5                                   | 11.353        | 13.757        | 29.589        | 26.709        | 1:21.408        | 244 |
| 6                                      | 11.229        | 13.761        | 29.543        | 26.659        | 1:21.192        | 237 | 6                                   | <b>11.074</b> | <b>13.563</b> | <b>29.393</b> | 27.220        | 1:21.250        | 242 |
| 7                                      | 11.204        | 13.991        | 30.003        | 27.417        | 1:22.615        | 240 | 7                                   | 11.672        | 13.609        | 29.455        | <b>26.281</b> | <b>1:21.017</b> | 240 |
| 8                                      | 12.075        | 14.434        | 30.586        | 26.882        | 1:23.977        | 237 | 8                                   | 11.940        | 17.103        | 32.117        | 9:14.963      | 10:16.123       | 242 |
| 9                                      | 11.430        | 13.966        | 30.147        | 26.959        | 1:22.502        | 238 | 9                                   | 18.211        | 15.187        | 30.574        | 26.712        | 1:30.684 P      |     |
| 10                                     | 11.509        | 14.310        | 31.038        | 9:57.105      | 10:53.962       | 238 | 10                                  | 11.412        | 54.675        | 39.072        | 27.589        | 2:12.748        | 238 |
| 11                                     | 19.802        | 16.068        | 32.223        | 27.126        | 1:35.219 P      |     | 11                                  | 11.469        | 14.148        | 29.941        | 26.398        | 1:21.956        | 240 |
| 12                                     | 11.270        | 13.738        | 29.612        | <b>26.599</b> | 1:21.219        | 238 | 12                                  | 11.193        | 14.042        | 35.656        | 30.246        | 1:31.137        | 243 |
| 13                                     | <b>11.164</b> | <b>13.735</b> | <b>29.469</b> | 26.675        | <b>1:21.043</b> | 239 | 13                                  | 11.433        | 13.683        | 29.634        | 30.045        | 1:24.795        | 243 |
| <b>333 Yannis SHAW (NSW) (14th)</b>    |               |               |               |               |                 |     | <b>46 Michael JONES (QLD) (3rd)</b> |               |               |               |               |                 |     |
| 1                                      | 18.210        | 15.784        | 31.409        | 27.568        | 1:32.971 P      |     | 1                                   | 19.808        | 15.012        | 31.599        | 26.473        | 1:32.892 P      |     |
| 2                                      | 11.870        | 14.616        | 30.696        | 27.268        | 1:24.450        | 237 | 2                                   | 11.412        | 13.702        | 30.209        | 26.338        | 1:21.661        | 245 |
| 3                                      | 11.472        | 14.227        | 30.660        | 27.358        | 1:23.717        | 241 | 3                                   | 11.242        | 13.520        | 29.733        | 29.890        | 1:24.385        | 247 |
| 4                                      | 11.611        | 14.524        | 30.715        | 27.143        | 1:23.993        | 241 | 4                                   | 11.273        | 13.695        | 29.986        | 1:40.269      | 2:35.223        | 249 |
| 5                                      | 11.511        | 14.285        | <b>30.568</b> | 27.155        | 1:23.519        | 241 | 5                                   | 30.499        | 15.874        | 30.432        | 26.344        | 1:43.149 P      |     |
| 6                                      | 11.543        | 14.228        | 34.309        | 27.492        | 1:27.572        | 241 | 6                                   | 11.232        | 13.561        | 29.562        | 26.692        | 1:21.047        | 248 |
| 7                                      | 11.637        | 15.844        | 33.093        | 27.808        | 1:28.382        | 244 | 7                                   | 11.248        | <b>13.517</b> | 29.645        | 26.058        | 1:20.468        | 247 |
| 8                                      | 12.016        | 14.595        | 32.029        | 27.709        | 1:26.349        | 235 | 8                                   | 11.150        | 13.573        | 30.200        | 11:06.928     | 12:01.851       | 250 |
| 9                                      | 11.478        | <b>14.068</b> | 30.771        | <b>26.955</b> | <b>1:23.272</b> | 240 | 9                                   | 20.274        | 14.529        | 30.355        | 26.779        | 1:31.937 P      |     |
| 10                                     | 11.673        | 14.260        | 30.689        | 8:30.709      | 9:27.331        | 239 | 10                                  | <b>11.140</b> | 13.568        | <b>29.399</b> | 26.156        | 1:20.263        | 247 |
| 11                                     | 22.230        | 17.756        | 34.073        | 28.228        | 1:42.287 P      |     | 11                                  | 11.237        | 13.964        | 30.134        | 26.545        | 1:21.880        | 246 |
| 12                                     | 11.582        | 14.310        | 30.873        | 27.221        | 1:23.986        | 241 | 12                                  | 11.175        | 13.523        | 29.600        | <b>25.962</b> | <b>1:20.260</b> | 247 |
| 13                                     | 11.486        | 18.235        | 35.119        | 27.567        | 1:32.407        | 241 | 13                                  | 11.156        | 13.608        | 29.599        | 26.206        | 1:20.569        | 249 |
| 14                                     | <b>11.436</b> | 14.192        | 37.296        | 28.451        | 1:31.375        | 242 |                                     |               |               |               |               |                 |     |
| 15                                     | 11.564        | 14.313        | 30.691        | 27.427        | 1:23.995        | 243 |                                     |               |               |               |               |                 |     |
| <b>16 Luke JHONSTON (VIC) (15th)</b>   |               |               |               |               |                 |     | <b>61 Arthur SISIS (SA) (4th)</b>   |               |               |               |               |                 |     |
| 1                                      | 16.846        | 15.460        | 31.057        | 27.557        | 1:30.920 P      |     | 1                                   | 17.418        | 14.946        | 31.893        | 27.311        | 1:31.568 P      |     |
| 2                                      | 11.832        | 14.328        | 30.779        | 27.356        | 1:24.295        | 238 | 2                                   | 11.449        | 13.734        | 30.209        | 26.512        | 1:21.904        | 242 |
| 3                                      | <b>11.673</b> | 14.436        | 30.669        | 27.379        | 1:24.157        | 241 | 3                                   | 11.319        | 13.675        | 30.002        | 26.623        | 1:21.619        | 242 |
| 4                                      | 11.714        | 14.419        | 30.594        | 27.174        | 1:23.901        | 241 | 4                                   | 11.354        | 13.751        | 31.554        | 27.089        | 1:23.748        | 243 |
| 5                                      | 11.700        | 14.235        | 30.470        | 32.931        | 1:29.336        | 241 | 5                                   | 12.646        | 14.997        | 31.222        | 26.566        | 1:25.431        | 246 |
| 6                                      | 11.682        | 14.516        | 31.404        | 5:43.557      | 6:41.159        | 241 | 6                                   | 11.311        | 13.836        | 34.822        | 10:02.559     | 11:02.528       | 243 |
| 7                                      | 17.212        | 15.291        | 31.674        | 27.670        | 1:31.847 P      |     | 7                                   | 20.422        | 18.261        | 41.749        | 28.968        | 1:49.400 P      |     |
| 8                                      | 26.933        | 17.435        | 31.292        | 27.533        | 1:43.193        | 239 | 8                                   | 11.316        | 13.663        | 29.817        | 26.364        | 1:21.160        | 242 |
| 9                                      | 11.718        | <b>14.203</b> | <b>30.431</b> | 27.303        | 1:23.655        | 241 | 9                                   | <b>11.217</b> | <b>13.572</b> | <b>29.655</b> | <b>26.182</b> | <b>1:20.626</b> | 241 |
| 10                                     | 11.683        | 14.282        | 30.594        | 27.314        | 1:23.873        | 241 | 10                                  | 16.734        | 15.429        | 31.579        | 26.917        | 1:30.659        | 243 |
| 11                                     | 11.789        | 14.218        | 30.565        | <b>27.018</b> | <b>1:23.590</b> | 241 | 11                                  | 11.337        | 13.630        | 29.849        | 26.364        | 1:21.180        | 243 |
| <b>12 Matthew WALTERS (NSW) (10th)</b> |               |               |               |               |                 |     |                                     |               |               |               |               |                 |     |
|  |               |               |               |               |                 |     | 1                                   | 17.122        | 14.877        | 31.415        | 27.338        | 1:30.752 P      |     |

*Scott Laing*  
 Chief Timekeeper - Scott Laing

*Tom Williams*  
 Race Director - Tom Williams

*Paul Hinds*  
 Clerk of Course - Paul Hinds







# Winton Motor Raceway

## Round 2 : March 12 - 14



### AUSTRALIAN SUPERBIKE CHAMPIONSHIP

#### Practice 2

Date: 12/03/21  
 Event: P11  
 Weather: Partly cloudy - Temp: 28.5C  
 Track: Dry - Temp: 38.5C

Started at: 13:49:02  
 Laps: 30 Min  
 Starters: 22  
 Printed at: 15:50

#### SPLIT TIMES

| Lap                                   | Split 1       | Split 2       | Split 3       | Split 4       | Lap Time        | Spd | Lap                                 | Split 1       | Split 2       | Split 3       | Split 4       | Lap Time        | Spd |
|---------------------------------------|---------------|---------------|---------------|---------------|-----------------|-----|-------------------------------------|---------------|---------------|---------------|---------------|-----------------|-----|
| <b>78 Nathan SPITERI (VIC) (18th)</b> |               |               |               |               |                 |     |                                     |               |               |               |               |                 |     |
| 2                                     | 11.669        | 13.891        | 30.890        | 27.504        | 1:23.954        | 237 | 1                                   | 16.559        | 15.822        | 33.623        | 28.818        | 1:34.822 P      |     |
| 3                                     | 11.769        | 14.126        | 30.260        | 27.188        | 1:23.343        | 235 | 2                                   | 12.676        | 14.964        | 31.759        | 28.345        | 1:27.744        | 225 |
| 4                                     | 11.459        | 14.004        | 30.117        | 27.043        | 1:22.623        | 238 | 3                                   | 12.257        | 15.022        | 31.486        | 27.976        | 1:26.741        | 231 |
| 5                                     | 11.561        | 14.201        | 31.915        | 7:47.690      | 8:45.367        | 239 | 4                                   | 12.030        | 14.711        | 31.418        | 28.187        | 1:26.346        | 234 |
| 6                                     | 18.756        | 15.378        | 31.567        | 27.657        | 1:33.358 P      |     | 5                                   | 12.182        | 14.710        | 31.346        | 28.188        | 1:26.426        | 232 |
| 7                                     | 11.517        | 13.876        | 29.816        | <b>26.875</b> | 1:22.084        | 237 | 6                                   | 12.453        | 15.094        | 31.908        | 28.803        | 1:28.258        | 216 |
| 8                                     | <b>11.391</b> | <b>13.724</b> | <b>29.742</b> | 26.940        | <b>1:21.797</b> | 237 | 7                                   | 12.103        | <b>14.646</b> | <b>31.083</b> | <b>27.955</b> | <b>1:25.787</b> | 230 |
| 9                                     | 11.398        | 13.855        | 30.001        | 5:04.402      | 5:59.656        | 240 | 8                                   | <b>11.947</b> | 14.680        | 31.279        | 28.103        | 1:26.009        | 233 |
| 10                                    | 26.023        | 14.578        | 31.482        | 28.048        | 1:40.131 P      |     | 9                                   | 11.977        | 14.826        | 31.456        | 28.106        | 1:26.365        | 225 |
| 11                                    | 11.531        | 13.913        | 30.034        | 27.734        | 1:23.212        | 238 | 10                                  | 12.950        | 16.987        | 34.115        | 10:12.616     | 11:16.668       | 225 |
| 12                                    | 11.613        | 14.082        | 31.115        | 27.200        | 1:24.010        | 236 | 11                                  | 23.395        | 15.676        | 32.352        | 28.845        | 1:40.268 P      |     |
| 13                                    | 11.477        | 13.916        | 29.964        | 27.281        | 1:22.638        | 238 | 12                                  | 12.302        | 14.939        | 31.518        | 28.163        | 1:26.922        | 230 |
| <b>29 Patrick Jun LI (VIC) (21th)</b> |               |               |               |               |                 |     |                                     |               |               |               |               |                 |     |
| 1                                     | 18.371        | 16.016        | 33.668        | 30.385        | 1:38.440 P      |     | 13                                  | 12.370        | 14.770        | 31.210        | 28.454        | 1:26.804        | 227 |
| 2                                     | 12.398        | 15.146        | 32.269        | 28.933        | 1:28.746        | 229 | 14                                  | 12.138        | 14.917        | 31.323        | 28.285        | 1:26.663        | 228 |
| 3                                     | <b>12.231</b> | <b>14.969</b> | 32.624        | 2:31.590      | 3:31.414        | 234 | <b>67 Bryan STARING (WA) (13th)</b> |               |               |               |               |                 |     |
| 4                                     | 25.564        | 16.522        | 33.210        | 28.888        | 1:44.184 P      |     | 1                                   | 16.524        | 15.422        | 32.446        | 27.439        | 1:31.831 P      |     |
| 5                                     | 12.428        | 15.232        | 32.386        | 28.783        | 1:28.829        | 232 | 2                                   | 11.722        | 14.099        | 30.083        | 27.159        | 1:23.063        | 236 |
| 6                                     | 12.370        | 15.027        | <b>32.191</b> | 28.527        | <b>1:28.115</b> | 226 | 3                                   | 11.506        | 14.004        | 30.209        | 26.973        | 1:22.692        | 238 |
| 7                                     | 12.467        | 15.024        | 32.632        | 52.005        | 1:52.128        | 231 | 4                                   | 12.594        | 15.412        | 31.250        | 5:51.076      | 6:50.332        | 239 |
| 8                                     | 12.523        | 15.424        | 33.606        | 28.976        | 1:30.529        | 229 | 5                                   | 19.341        | 15.240        | 31.025        | 27.303        | 1:32.909 P      |     |
| 9                                     | 12.649        | 15.469        | 32.732        | 10:23.274     | 11:24.124       | 229 | 6                                   | 12.203        | 14.370        | 30.396        | 27.088        | 1:24.057        | 232 |
| 10                                    | 18.020        | 15.620        | 33.364        | 29.136        | 1:36.140 P      |     | 7                                   | 11.454        | 14.501        | 30.831        | 8:16.287      | 9:13.073        | 239 |
| 11                                    | 12.411        | 15.240        | 32.273        | 28.485        | 1:28.409        | 227 | 8                                   | 16.019        | 14.542        | 30.668        | 29.040        | 1:30.269 P      |     |
| 12                                    | 12.411        | 15.043        | 32.487        | <b>28.478</b> | 1:28.419        | 232 | 9                                   | 12.325        | 14.938        | 30.930        | 26.950        | 1:25.143        | 207 |
| <b>14 Glenn ALLERTON (NSW) (5th)</b>  |               |               |               |               |                 |     |                                     |               |               |               |               |                 |     |
| 1                                     | 16.591        | 14.909        | 30.565        | 26.827        | 1:28.892 P      |     | 10                                  | <b>11.311</b> | <b>13.759</b> | 30.747        | 26.923        | 1:22.740        | 239 |
| 2                                     | 11.436        | 13.620        | 29.548        | 26.506        | 1:21.110        | 238 | 11                                  | 11.419        | 13.900        | <b>29.916</b> | 27.251        | <b>1:22.486</b> | 239 |
| 3                                     | 11.180        | 13.604        | <b>29.472</b> | 26.540        | 1:20.796        | 238 | 12                                  | 11.342        | 15.249        | 30.568        | <b>26.885</b> | 1:24.044        | 238 |
| 4                                     | 11.329        | 14.542        | 29.835        | 27.348        | 1:23.054        | 239 | <b>28 Aiden WAGNER (QLD) (12th)</b> |               |               |               |               |                 |     |
| 5                                     | 13.020        | 14.610        | 30.917        | 1:48.513      | 2:47.060        | 240 | 1                                   | 15.882        | 15.367        | 32.758        | 27.622        | 1:31.629 P      |     |
| 6                                     | 16.544        | 15.559        | 31.443        | 26.662        | 1:30.208 P      |     | 2                                   | 11.640        | 13.877        | 30.313        | 27.015        | 1:22.845        | 243 |
| 7                                     | 11.202        | <b>13.584</b> | 29.560        | 26.300        | <b>1:20.646</b> | 241 | 3                                   | 11.447        | 13.915        | 31.206        | 27.157        | 1:23.725        | 243 |
| 8                                     | 11.269        | 13.617        | 29.719        | 2:09.524      | 3:04.129        | 242 | 4                                   | <b>11.322</b> | <b>13.753</b> | 30.207        | 26.878        | 1:22.160        | 243 |
| 9                                     | 16.528        | 14.609        | 30.234        | 26.579        | 1:27.950 P      |     | 5                                   | 12.643        | 14.306        | 30.040        | <b>26.809</b> | 1:23.798        | 241 |
| 10                                    | 11.588        | 13.828        | 30.135        | 26.486        | 1:22.037        | 243 | 6                                   | 11.336        | 13.829        | 30.162        | 1:20.258      | 2:15.585        | 242 |
| 11                                    | 11.261        | 13.836        | 32.228        | 5:01.980      | 5:59.305        | 237 | 7                                   | 21.155        | 14.095        | 30.690        | 26.993        | 1:32.933 P      |     |
| 12                                    | 17.409        | 18.269        | 32.955        | 26.612        | 1:35.245 P      |     | 8                                   | 11.435        | 15.322        | 31.624        | 7:16.134      | 8:14.515        | 242 |
| 13                                    | 11.223        | 13.596        | 34.901        | 26.496        | 1:26.216        | 237 | 9                                   | 18.356        | 14.739        | 30.959        | 27.477        | 1:31.531 P      |     |
| 14                                    | <b>11.169</b> | 13.588        | 29.722        | 26.308        | 1:20.787        | 241 | 10                                  | 11.460        | 13.932        | <b>29.853</b> | 26.897        | <b>1:22.142</b> | 240 |
| 15                                    | 11.292        | 13.938        | 29.606        | 26.206        | 1:21.042        | 242 | 11                                  | 11.451        | 14.382        | 31.231        | 27.101        | 1:24.165        | 242 |
| 16                                    | 11.315        | 13.875        | 29.577        | <b>26.184</b> | 1:20.951        | 244 | 12                                  | 11.457        | 13.999        | 30.300        | 26.953        | 1:22.709        | 242 |
|                                       |               |               |               |               |                 |     | 13                                  | 11.534        | 14.685        | 35.584        | 27.129        | 1:28.932        | 240 |
|                                       |               |               |               |               |                 |     | 14                                  | 11.535        | 13.873        | 30.081        | 27.433        | 1:22.922        | 243 |

*Scott Laing*  
 Chief Timekeeper - Scott Laing

*Tom Williams*  
 Race Director - Tom Williams

*Paul Hinds*  
 Clerk of Course - Paul Hinds





# Winton Motor Raceway

## Round 2 : March 12 - 14



### AUSTRALIAN SUPERBIKE CHAMPIONSHIP

#### Practice 2

Date: 12/03/21  
 Event: P11  
 Weather: Partly cloudy - Temp: 28.5C  
 Track: Dry - Temp: 38.5C

Started at: 13:49:02  
 Laps: 30 Min  
 Starters: 22  
 Printed at: 15:51

#### SPLIT TIMES

| Lap                                   | Split 1       | Split 2       | Split 3       | Split 4       | Lap Time        | Spd | Lap                                    | Split 1       | Split 2       | Split 3       | Split 4       | Lap Time        | Spd |
|---------------------------------------|---------------|---------------|---------------|---------------|-----------------|-----|--|---------------|---------------|---------------|---------------|-----------------|-----|
| 15                                    | 11.482        | 13.848        | 29.968        | 26.859        | 1:22.157        | 241 | 5                                      | 11.476        | 14.032        | 30.242        | 27.052        | 1:22.802        | 235 |
|                                       |               |               |               |               |                 |     | 6                                      | 11.441        | 14.012        | 30.224        | 26.985        | 1:22.662        | 238 |
|                                       |               |               |               |               |                 |     | 7                                      | 11.426        | 14.173        | 30.186        | 26.872        | 1:22.657        | 237 |
| <b>32 Oliver BAYLISS (QLD) (11th)</b> |               |               |               |               |                 |     | 8                                      | 11.418        | 14.005        | 30.223        | 27.025        | 1:22.671        | 238 |
| 1                                     | 16.063        | 15.088        | 33.026        | 27.554        | 1:31.731 P      |     | 9                                      | 12.011        | 15.100        | 31.876        | 4:23.771      | 5:22.758        | 236 |
| 2                                     | 11.823        | 14.027        | 30.663        | 27.012        | 1:23.525        | 245 | 10                                     | 16.592        | 15.390        | 33.706        | 27.904        | 1:33.592 P      |     |
| 3                                     | 11.410        | 14.016        | 30.448        | 27.084        | 1:22.958        | 249 | 11                                     | 11.407        | 14.016        | 30.029        | 26.920        | 1:22.372        | 239 |
| 4                                     | 11.337        | 13.891        | 30.272        | 26.898        | 1:22.398        | 249 | 12                                     | <b>11.380</b> | <b>13.891</b> | <b>29.726</b> | <b>26.728</b> | <b>1:21.725</b> | 239 |
| 5                                     | 11.370        | <b>13.884</b> | 30.401        | 26.719        | 1:22.374        | 247 |  |               |               |               |               |                 |     |
| 6                                     | 11.517        | 14.644        | 31.748        | <b>26.662</b> | 1:24.571        | 245 |  |               |               |               |               |                 |     |
| 7                                     | 11.348        | 14.187        | 31.638        | 4:29.182      | 5:26.355        | 246 | <b>64 Aaron MORRIS (NSW) (16th)</b>    |               |               |               |               |                 |     |
| 8                                     | 22.716        | 14.796        | 31.146        | 26.978        | 1:35.636 P      |     | 1                                      | 17.025        | 15.666        | 31.835        | 28.012        | 1:32.538 P      |     |
| 9                                     | 11.508        | 14.405        | 30.282        | 26.728        | 1:22.923        | 245 | 2                                      | 11.855        | 14.564        | 30.824        | 27.451        | 1:24.694        | 237 |
| 10                                    | 11.913        | 14.751        | 31.515        | 27.002        | 1:25.181        | 245 | 3                                      | 18.349        | 15.663        | 30.947        | 27.457        | 1:32.416        | 238 |
| 11                                    | 11.447        | 16.192        | 33.093        | 2:28.204      | 3:28.936        | 247 | 4                                      | 11.895        | 14.576        | 30.481        | 27.868        | 1:24.820        | 239 |
| 12                                    | 17.388        | 15.130        | 30.788        | 27.022        | 1:30.328 P      |     | 5                                      | 11.664        | 14.479        | <b>30.378</b> | 27.361        | 1:23.882        | 242 |
| 13                                    | 11.427        | 13.942        | 30.827        | 26.747        | 1:22.943        | 245 | 6                                      | 11.674        | 14.628        | 31.162        | 2:46.033      | 3:43.497        | 236 |
| 14                                    | 11.368        | 14.055        | <b>30.145</b> | 26.882        | 1:22.450        | 247 | 7                                      | 18.699        | 15.164        | 31.544        | 1:40.999      | 2:46.406 P      |     |
| 15                                    | <b>11.269</b> | 13.907        | 30.165        | 26.745        | <b>1:22.086</b> | 245 | 8                                      | 18.186        | 14.743        | 30.919        | 27.378        | 1:31.226 P      |     |
| 16                                    | 11.427        | 13.933        | 30.298        | 27.034        | 1:22.692        | 243 | 9                                      | <b>11.577</b> | 14.410        | 31.411        | 27.456        | 1:24.854        | 240 |
|                                       |               |               |               |               |                 |     | 10                                     | 11.586        | <b>14.375</b> | 30.500        | <b>27.333</b> | <b>1:23.794</b> | 235 |
| <b>17 Troy HERFOSS (QLD) (1st)</b>    |               |               |               |               |                 |     | <b>33 Hamish McMURRAY (NSW) (22th)</b> |               |               |               |               |                 |     |
| 1                                     | 16.901        | 14.827        | 31.009        | 27.098        | 1:29.835 P      |     | 1                                      | 18.804        | 17.669        | 36.272        | 30.874        | 1:43.619 P      |     |
| 2                                     | 11.618        | 13.866        | 30.047        | 26.603        | 1:22.134        | 243 | 2                                      | 13.418        | 15.810        | 33.911        | 30.219        | 1:33.358        | 216 |
| 3                                     | 11.161        | 13.588        | 30.597        | 30.373        | 1:25.719        | 244 | 3                                      | 13.155        | 15.511        | 33.446        | 30.242        | 1:32.354        | 214 |
| 4                                     | 11.075        | 13.469        | 29.326        | 26.013        | 1:19.883        | 242 | 4                                      | 12.957        | 15.513        | 35.789        | 30.140        | 1:34.399        | 213 |
| 5                                     | 11.462        | 13.791        | 29.957        | 5:42.719      | 6:37.929        | 247 | 5                                      | 12.989        | 15.563        | 33.118        | 29.841        | 1:31.511        | 219 |
| 6                                     | 17.110        | 14.858        | 30.775        | 26.704        | 1:29.447 P      |     | 6                                      | 12.797        | 15.731        | 33.211        | 29.509        | 1:31.248        | 217 |
| 7                                     | 11.072        | 13.583        | 29.423        | 26.058        | 1:20.136        | 241 | 7                                      | 12.761        | <b>15.243</b> | 32.751        | 29.611        | 1:30.366        | 220 |
| 8                                     | 11.019        | 13.546        | <b>29.218</b> | <b>25.810</b> | <b>1:19.593</b> | 242 | 8                                      | 12.697        | 15.484        | 32.644        | 29.528        | 1:30.353        | 220 |
| 9                                     | 10.990        | 13.510        | 29.266        | 25.885        | 1:19.651        | 245 | 9                                      | 12.840        | 15.394        | <b>32.342</b> | <b>28.978</b> | <b>1:29.554</b> | 220 |
| 10                                    | 10.960        | 13.629        | 29.272        | 25.890        | 1:19.751        | 244 | 10                                     | 12.855        | 15.496        | 32.971        | 29.750        | 1:31.072        | 220 |
| 11                                    | 11.757        | 14.401        | 29.681        | 25.886        | 1:21.725        | 244 | 11                                     | 12.893        | 15.500        | 32.640        | 2:21.647      | 3:22.680        | 218 |
| 12                                    | 11.000        | <b>13.467</b> | 29.307        | 25.908        | 1:19.682        | 241 | 12                                     | 16.741        | 15.579        | 32.718        | 29.585        | 1:34.623 P      |     |
| 13                                    | <b>10.918</b> | 13.628        | 29.520        | 25.853        | 1:19.919        | 244 | 13                                     | 12.846        | 15.453        | 33.220        | 30.202        | 1:31.721        | 214 |
| 14                                    | 11.636        | 14.778        | 30.322        | 26.142        | 1:22.878        | 244 | 14                                     | 13.186        | 15.772        | 33.426        | 29.808        | 1:32.192        | 203 |
| 15                                    | 11.198        | 13.639        | 30.790        | 26.083        | 1:21.710        | 245 | 15                                     | 13.056        | 15.563        | 32.660        | 29.933        | 1:31.212        | 211 |
| 16                                    | 10.949        | 13.505        | 29.408        | 25.960        | 1:19.822        | 245 | 16                                     | 12.932        | 15.478        | 32.755        | 29.745        | 1:30.910        | 213 |
| 17                                    | 11.090        | 13.504        | 29.486        | 28.118        | 1:22.198        | 244 | 17                                     | <b>12.692</b> | 15.410        | 32.790        | 29.337        | 1:30.229        | 220 |
| 18                                    | 11.087        | 14.374        | 30.620        | 26.237        | 1:22.318        | 241 |  |               |               |               |               |                 |     |
| <b>21 Josh WATERS (VIC) (9th)</b>     |               |               |               |               |                 |     | <b>3 Jed METCHER (VIC) (8th)</b>       |               |               |               |               |                 |     |
| 1                                     | 16.793        | 15.503        | 32.202        | 27.742        | 1:32.240 P      |     | 1                                      | 15.235        | 14.552        | 30.894        | 27.103        | 1:27.784 P      |     |
| 2                                     | 11.705        | 14.224        | 30.529        | 27.254        | 1:23.712        | 234 | 2                                      | 11.425        | 13.886        | 30.352        | 26.705        | 1:22.368        | 238 |
| 3                                     | 11.530        | 14.345        | 31.973        | 9:14.809      | 10:12.657       | 238 | 3                                      | 11.570        | 13.784        | 30.290        | 27.238        | 1:22.882        | 238 |
| 4                                     | 15.856        | 14.809        | 31.032        | 27.333        | 1:29.030 P      |     | 4                                      | <b>11.229</b> | 13.786        | 29.773        | 26.772        | 1:21.560        | 240 |

*Scott Laing*  
 Chief Timekeeper - Scott Laing

*Tom Williams*  
 Race Director - Tom Williams

*Paul Hinds*  
 Clerk of Course - Paul Hinds





# Winton Motor Raceway

## Round 2 : March 12 - 14



### AUSTRALIAN SUPERBIKE CHAMPIONSHIP

#### Practice 2

Date: 12/03/21  
 Event: P11  
 Weather: Partly cloudy - Temp: 28.5C  
 Track: Dry - Temp: 38.5C

Started at: 13:49:02  
 Laps: 30 Min  
 Starters: 22  
 Printed at: 15:51

#### SPLIT TIMES

| Lap                                    | Split 1       | Split 2       | Split 3       | Split 4       | Lap Time        | Spd | Lap                                | Split 1       | Split 2       | Split 3       | Split 4       | Lap Time        | Spd |
|--|---------------|---------------|---------------|---------------|-----------------|-----|------------------------------------|---------------|---------------|---------------|---------------|-----------------|-----|
| 5                                      | 11.308        | 13.821        | 29.858        | 26.612        | 1:21.599        | 239 | 8                                  | 11.789        | 14.577        | 31.284        | 27.990        | 1:25.640        | 235 |
| 6                                      | 12.014        | 14.912        | 31.465        | 3:15.151      | 4:13.542        | 239 | 9                                  | 12.991        | 16.952        | 34.822        | 29.835        | 1:34.600        | 234 |
| 7                                      | 15.685        | 14.623        | 30.334        | 26.616        | 1:27.258 P      |     | 10                                 | 12.028        | 14.382        | 31.391        | <b>27.755</b> | 1:25.556        | 234 |
| 8                                      | 11.335        | <b>13.746</b> | <b>29.737</b> | <b>26.525</b> | <b>1:21.343</b> | 239 | 11                                 | 13.760        | 16.753        | 36.547        | 1:47.566      | 2:54.626        | 237 |
| 9                                      | 11.253        | 13.752        | 30.367        | 3:31.319      | 4:26.691        | 240 | 12                                 | 16.981        | 15.637        | 32.903        | 29.062        | 1:34.583 P      |     |
| 10                                     | 16.600        | 14.496        | 30.537        | 26.687        | 1:28.320 P      |     | 13                                 | 11.967        | 14.397        | <b>31.091</b> | 28.092        | 1:25.547        | 236 |
| 11                                     | 11.403        | 13.992        | 29.940        | 26.566        | 1:21.901        | 238 | 14                                 | 13.108        | 16.446        | 33.449        | 28.612        | 1:31.615        | 226 |
| 12                                     | 11.352        | 13.909        | 29.836        | 26.808        | 1:21.905        | 237 | 15                                 | 11.681        | 14.503        | 31.134        | 27.820        | <b>1:25.138</b> | 236 |
| 13                                     | 11.280        | 16.035        | 32.168        | 2:41.331      | 3:40.814        | 237 | 16                                 | 22.165        | 17.536        | 33.584        | 30.779        | 1:44.064        | 237 |
| 14                                     | 22.781        | 16.369        | 33.951        | 28.533        | 1:41.634 P      |     |                                    |               |               |               |               |                 |     |
| 15                                     | 11.584        | 14.258        | 30.786        | 27.203        | 1:23.831        | 235 |                                    |               |               |               |               |                 |     |
|  |               |               |               |               |                 |     | <b>1 Wayne MAXWELL (VIC) (2nd)</b> |               |               |               |               |                 |     |
|  |               |               |               |               |                 |     | 1                                  | 18.188        | 15.021        | 30.456        | 27.077        | 1:30.742 P      |     |
|  |               |               |               |               |                 |     | 2                                  | 11.443        | 13.752        | 29.464        | 26.588        | 1:21.247        | 246 |
| <b>37 Michael EDWARDS (QLD) (20th)</b> |               |               |               |               |                 |     | 3                                  | 11.172        | 13.647        | 29.688        | 27.052        | 1:21.559        | 247 |
| 1                                      | 17.506        | 17.382        | 35.931        | 29.967        | 1:40.786 P      |     | 4                                  | 11.327        | 13.623        | 29.292        | 26.498        | 1:20.740        | 248 |
| 2                                      | 12.828        | 15.502        | 32.779        | 28.982        | 1:30.091        | 229 | 5                                  | 11.241        | 13.641        | 29.408        | 27.363        | 1:21.653        | 248 |
| 3                                      | 12.425        | 15.772        | 32.822        | 28.878        | 1:29.897        | 232 | 6                                  | 11.404        | 13.685        | 29.354        | 26.183        | 1:20.626        | 245 |
| 4                                      | 12.624        | 15.235        | 33.463        | 30.169        | 1:31.491        | 231 | 7                                  | 11.304        | 14.309        | 30.349        | 5:15.315      | 6:11.277        | 248 |
| 5                                      | 13.125        | 15.598        | 33.044        | 28.888        | 1:30.655        | 213 | 8                                  | 18.114        | 14.219        | 30.134        | 26.624        | 1:29.091 P      |     |
| 6                                      | 12.390        | 15.458        | 32.377        | 28.603        | 1:28.828        | 232 | 9                                  | 11.182        | 13.570        | 29.473        | 26.216        | 1:20.441        | 246 |
| 7                                      | 12.226        | 15.273        | 32.276        | 28.567        | 1:28.342        | 233 | 10                                 | 11.179        | 13.560        | 29.524        | 26.153        | 1:20.416        | 249 |
| 8                                      | 12.375        | 15.122        | 32.462        | 28.870        | 1:28.829        | 231 | 11                                 | 11.726        | 14.926        | 34.367        | 2:53.216      | 3:54.235        | 248 |
| 9                                      | 12.421        | 15.069        | 32.467        | 28.364        | 1:28.321        | 231 | 12                                 | 15.951        | 13.996        | 30.135        | 27.036        | 1:27.118 P      |     |
| 10                                     | 12.216        | <b>14.914</b> | <b>32.245</b> | <b>28.218</b> | <b>1:27.593</b> | 232 | 13                                 | 11.180        | 13.617        | 29.304        | 26.243        | 1:20.344        | 248 |
| 11                                     | <b>12.068</b> | 15.674        | 35.628        | 6:34.721      | 7:38.091        | 231 | 14                                 | 11.105        | 13.549        | <b>29.159</b> | 26.098        | 1:19.911        | 251 |
| 12                                     | 18.911        | 16.216        | 33.487        | 29.969        | 1:38.583 P      |     | 15                                 | <b>11.064</b> | <b>13.513</b> | 29.176        | <b>26.096</b> | <b>1:19.849</b> | 251 |
| 13                                     | 13.223        | 16.953        | 39.784        | 2:47.179      | 3:57.139        | 225 |                                    |               |               |               |               |                 |     |
| 14                                     | 20.796        | 16.624        | 34.066        | 29.250        | 1:40.736 P      |     |                                    |               |               |               |               |                 |     |
|  |               |               |               |               |                 |     | <b>11 Philip CZAJ (VIC) (19th)</b> |               |               |               |               |                 |     |
|  |               |               |               |               |                 |     | 1                                  | 27.739        | 18.358        | 33.969        | 28.477        | 1:48.543 P      |     |
| <b>92 Jack DAVIS (SA) (17th)</b>       |               |               |               |               |                 |     | 2                                  | 12.339        | 15.024        | 31.683        | <b>27.988</b> | 1:27.034        | 236 |
| 1                                      | 23.569        | 15.561        | 33.203        | 29.267        | 1:41.600 P      |     | 3                                  | <b>12.016</b> | 14.855        | <b>31.653</b> | 28.000        | <b>1:26.524</b> | 238 |
| 2                                      | 11.918        | 14.579        | 31.699        | 30.145        | 1:28.341        | 234 | 4                                  | 12.179        | 14.848        | 31.657        | 28.552        | 1:27.236        | 237 |
| 3                                      | 11.868        | 14.313        | 31.350        | 27.806        | 1:25.337        | 234 | 5                                  | 12.073        | <b>14.779</b> | 31.801        | 28.731        | 1:27.384        | 236 |
| 4                                      | 11.999        | 14.607        | 33.333        | 27.887        | 1:27.826        | 237 | 6                                  | 12.414        | 15.317        | 32.105        | 28.504        | 1:28.340        | 233 |
| 5                                      | 11.749        | 14.347        | 31.097        | 1:04.777      | 2:01.970        | 236 |                                    |               |               |               |               |                 |     |
| 6                                      | 17.717        | 15.260        | 32.605        | 28.370        | 1:33.952 P      |     |                                    |               |               |               |               |                 |     |
| 7                                      | <b>11.596</b> | <b>14.280</b> | 31.278        | 28.114        | 1:25.268        | 237 |                                    |               |               |               |               |                 |     |

*Scott Laing*  
 Chief Timekeeper - Scott Laing

*Tom Williams*  
 Race Director - Tom Williams

*Paul Hinds*  
 Clerk of Course - Paul Hinds





# Winton Motor Raceway

## Round 2 : March 12 - 14



ASBK.COM.AU f t i y

### AUSTRALIAN SUPERBIKE CHAMPIONSHIP

#### Practice 2

Date: 12/03/21  
 Event: P11  
 Weather: Partly cloudy - Temp: 28.5C  
 Track: Dry - Temp: 38.5C

Started at: 13:49:02  
 Laps: 30 Min  
 Starters: 22  
 Printed at: 15:51

#### FASTEST LAPS SEQUENCE

| Race Time | No | Name                 | Machine       | Fastest Lap | On Lap |
|-----------|----|----------------------|---------------|-------------|--------|
| 1:31.889  | 83 | Lachlan EPIS (NSW)   | BMW S RR      | 1:28.470    | 1      |
| 2:29.464  | 3  | Jed METCHER (VIC)    | Yamaha YZF-R1 | 1:27.784    | 1      |
| 2:54.569  | 83 | Lachlan EPIS (NSW)   | BMW S RR      | 1:22.680    | 2      |
| 3:27.641  | 46 | Michael JONES (QLD)  | Ducati V4R    | 1:21.661    | 2      |
| 3:30.699  | 14 | Glenn ALLERTON (NSW) | BMW S RR      | 1:21.110    | 2      |
| 4:51.495  | 14 | Glenn ALLERTON (NSW) | BMW S RR      | 1:20.796    | 3      |
| 6:24.206  | 17 | Troy HERFOSS (QLD)   | Honda CBR-RR  | 1:19.883    | 4      |
| 17:11.311 | 17 | Troy HERFOSS (QLD)   | Honda CBR-RR  | 1:19.593    | 8      |

*Scott Laing*  
 Chief Timekeeper - Scott Laing

*Tom Williams*  
 Race Director - Tom Williams

*Paul Hinds*  
 Clerk of Course - Paul Hinds



[www.computime.com.au](http://www.computime.com.au)  
 COMPUTIME RACE TIMING SYSTEMS PTY LTD







# Winton Motor Raceway

## Round 2 : March 12 - 14



### AUSTRALIAN SUPERBIKE CHAMPIONSHIP

#### Practice 2

Date: 12/03/21  
 Event: P11  
 Weather: Partly cloudy - Temp: 28.5C  
 Track: Dry - Temp: 38.5C

Started at: 13:49:02  
 Laps: 30 Min  
 Starters: 22  
 Printed at: 15:51

#### BEST PARTIAL TIMES

| Pos | Split 1     |        | Split 2     |        | Split 3     |        | Split 4     |        | LAP         |          | Ideal    | Fastest |
|-----|-------------|--------|-------------|--------|-------------|--------|-------------|--------|-------------|----------|----------|---------|
|     | Name        | Time   | Name        | Time   | Name        | Time   | Name        | Time   | Name        | Time     |          |         |
| 1   | T. HERFOSS  | 10.918 | T. HERFOSS  | 13.467 | W. MAXWELL  | 29.159 | T. HERFOSS  | 25.810 | T. HERFOSS  | 1:19.413 | 1:19.593 |         |
| 2   | W. MAXWELL  | 11.064 | W. MAXWELL  | 13.513 | T. HERFOSS  | 29.218 | M. JONES    | 25.962 | W. MAXWELL  | 1:19.832 | 1:19.849 |         |
| 3   | C. HALLIDAY | 11.074 | M. JONES    | 13.517 | C. HALLIDAY | 29.393 | W. MAXWELL  | 26.096 | M. JONES    | 1:20.018 | 1:20.260 |         |
| 4   | M. JONES    | 11.140 | C. HALLIDAY | 13.563 | M. JONES    | 29.399 | A. SISSIS   | 26.182 | C. HALLIDAY | 1:20.311 | 1:21.017 |         |
| 5   | L. EPIS     | 11.164 | A. SISSIS   | 13.572 | L. EPIS     | 29.469 | G. ALLERTON | 26.184 | G. ALLERTON | 1:20.409 | 1:20.646 |         |
| 6   | G. ALLERTON | 11.169 | G. ALLERTON | 13.584 | G. ALLERTON | 29.472 | C. HALLIDAY | 26.281 | A. SISSIS   | 1:20.626 | 1:20.626 |         |
| 7   | A. SISSIS   | 11.217 | T. HERFOSS  | 13.715 | A. SISSIS   | 29.655 | J. METCHER  | 26.525 | L. EPIS     | 1:20.967 | 1:21.043 |         |
| 8   | J. METCHER  | 11.229 | M. WALTERS  | 13.724 | J. WATERS   | 29.726 | L. EPIS     | 26.599 | J. METCHER  | 1:21.237 | 1:21.343 |         |
| 9   | O. BAYLISS  | 11.269 | L. EPIS     | 13.735 | J. METCHER  | 29.737 | O. BAYLISS  | 26.662 | J. WATERS   | 1:21.725 | 1:21.725 |         |
| 10  | B. STARING  | 11.311 | J. METCHER  | 13.746 | M. WALTERS  | 29.742 | J. WATERS   | 26.728 | M. WALTERS  | 1:21.732 | 1:21.797 |         |
| 11  | A. WAGNER   | 11.322 | A. WAGNER   | 13.753 | T. HERFOSS  | 29.775 | A. WAGNER   | 26.809 | A. WAGNER   | 1:21.737 | 1:22.142 |         |
| 12  | J. WATERS   | 11.380 | B. STARING  | 13.759 | A. WAGNER   | 29.853 | M. WALTERS  | 26.875 | B. STARING  | 1:21.871 | 1:22.486 |         |
| 13  | T. HERFOSS  | 11.390 | O. BAYLISS  | 13.884 | B. STARING  | 29.916 | B. STARING  | 26.885 | O. BAYLISS  | 1:21.960 | 1:22.086 |         |
| 14  | M. WALTERS  | 11.391 | J. WATERS   | 13.891 | O. BAYLISS  | 30.145 | Y. SHAW     | 26.955 | T. HERFOSS  | 1:21.966 | 1:21.966 |         |
| 15  | Y. SHAW     | 11.436 | Y. SHAW     | 14.068 | A. WAGNER   | 30.297 | L. JHONSTON | 27.018 | Y. SHAW     | 1:23.027 | 1:23.272 |         |
| 16  | A. WAGNER   | 11.566 | L. JHONSTON | 14.203 | A. MORRIS   | 30.378 | T. HERFOSS  | 27.086 | L. JHONSTON | 1:23.252 | 1:23.590 |         |
| 17  | A. MORRIS   | 11.577 | M. WALTERS  | 14.211 | L. JHONSTON | 30.431 | A. MORRIS   | 27.333 | A. MORRIS   | 1:23.663 | 1:23.794 |         |
| 18  | J. DAVIS    | 11.596 | J. DAVIS    | 14.280 | Y. SHAW     | 30.568 | J. DAVIS    | 27.755 | A. WAGNER   | 1:24.017 | 1:24.080 |         |
| 19  | L. JHONSTON | 11.600 | M. JONES    | 14.313 | M. JONES    | 30.729 | A. WAGNER   | 27.790 | J. DAVIS    | 1:24.722 | 1:25.138 |         |
| 20  | M. WALTERS  | 11.750 | A. SISSIS   | 14.347 | M. WALTERS  | 31.014 | N. SPITERI  | 27.955 | M. JONES    | 1:24.881 | 1:25.358 |         |
| 21  | M. JONES    | 11.776 | A. WAGNER   | 14.364 | A. SISSIS   | 31.045 | P. CZAJ     | 27.988 | M. WALTERS  | 1:25.180 | 1:25.328 |         |
| 22  | A. SISSIS   | 11.777 | A. MORRIS   | 14.375 | N. SPITERI  | 31.083 | M. JONES    | 28.063 | A. SISSIS   | 1:25.337 | 1:25.548 |         |
| 23  | N. SPITERI  | 11.947 | N. SPITERI  | 14.646 | J. DAVIS    | 31.091 | A. SISSIS   | 28.168 | N. SPITERI  | 1:25.631 | 1:25.787 |         |
| 24  | P. CZAJ     | 12.016 | P. CZAJ     | 14.779 | P. CZAJ     | 31.653 | M. WALTERS  | 28.205 | P. CZAJ     | 1:26.436 | 1:26.524 |         |
| 25  | M. EDWARDS  | 12.068 | M. EDWARDS  | 14.914 | P. CZAJ     | 32.098 | M. EDWARDS  | 28.218 | M. EDWARDS  | 1:27.445 | 1:27.593 |         |
| 26  | P. LI       | 12.231 | P. LI       | 14.969 | P. LI       | 32.191 | P. LI       | 28.478 | P. LI       | 1:27.869 | 1:28.115 |         |
| 27  | H. McMURRA  | 12.624 | H. McMURRA  | 15.243 | M. EDWARDS  | 32.245 | H. McMURRA  | 28.978 | H. McMURRA  | 1:29.187 | 1:29.554 |         |
| 28  | O. BAYLISS  | 13.078 | O. BAYLISS  | 15.267 | H. McMURRA  | 32.342 | P. CZAJ     | 31.607 | P. CZAJ     | 1:32.242 | 1:32.328 |         |
| 29  | J. METCHER  | 13.088 | P. CZAJ     | 15.384 | O. BAYLISS  | 32.570 | J. METCHER  | 31.638 | O. BAYLISS  | 1:32.618 | 1:33.268 |         |
| 30  | M. EDWARDS  | 13.121 | J. METCHER  | 15.563 | N. SPITERI  | 32.603 | O. BAYLISS  | 31.703 | J. METCHER  | 1:32.916 | 1:33.123 |         |
| 31  | P. CZAJ     | 13.153 | M. EDWARDS  | 15.571 | J. METCHER  | 32.627 | N. SPITERI  | 31.787 | N. SPITERI  | 1:33.225 | 1:33.586 |         |
| 32  | N. SPITERI  | 13.246 | N. SPITERI  | 15.589 | M. EDWARDS  | 32.919 | M. WALTERS  | 31.868 | M. EDWARDS  | 1:33.570 | 1:34.006 |         |
| 33  | T. HERFOSS  | 13.248 | M. WALTERS  | 15.601 | M. WALTERS  | 33.035 | M. EDWARDS  | 31.959 | M. WALTERS  | 1:33.821 | 1:33.915 |         |
| 34  | L. JHONSTON | 13.257 | T. HERFOSS  | 15.652 | L. JHONSTON | 33.460 | L. JHONSTON | 32.192 | L. JHONSTON | 1:34.884 | 1:35.066 |         |
| 35  | M. WALTERS  | 13.317 | L. JHONSTON | 15.975 | T. HERFOSS  | 33.727 | T. HERFOSS  | 32.462 | T. HERFOSS  | 1:35.089 | 1:35.601 |         |
| 36  | P. LI       | 14.986 | P. LI       | 16.972 | P. LI       | 34.865 | P. LI       | 35.896 | P. LI       | 1:42.719 | 1:42.719 |         |
| 37  | G. ALLERTON | 15.295 | C. HALLIDAY | 17.156 | C. HALLIDAY | 35.861 | C. HALLIDAY | 36.623 | C. HALLIDAY | 1:44.967 | 1:45.036 |         |
| 38  | C. HALLIDAY | 15.327 | G. ALLERTON | 17.585 | G. ALLERTON | 35.865 | G. ALLERTON | 37.543 | G. ALLERTON | 1:46.288 | 1:46.781 |         |
| 39  | M. JONES    | 16.631 | M. JONES    | 18.917 | M. JONES    | 38.470 | M. WALTERS  | 39.518 | M. JONES    | 1:53.659 | 1:53.659 |         |
| 40  | H. McMURRA  | 16.741 | M. WALTERS  | 19.442 | H. McMURRA  | 38.658 | M. JONES    | 39.641 | H. McMURRA  | 1:54.505 | 1:55.065 |         |

*Scott Lang*  
 Chief Timekeeper - Scott Lang

*Tom Williams*  
 Race Director - Tom Williams

*Paul Hinds*  
 Clerk of Course - Paul Hinds







**Winton Motor Raceway**  
**Round 2 : March 12 - 14**



**AUSTRALIAN SUPERBIKE CHAMPIONSHIP**

**Practice 2**

Date: 12/03/21  
 Event: P11  
 Weather: Partly cloudy - Temp: 28.5C  
 Track: Dry - Temp: 38.5C

Started at: 13:49:02  
 Laps: 30 Min  
 Starters: 22  
 Printed at: 15:51

**BEST PARTIAL TIMES**

| Pos | Split 1    |        | Split 2    |        | Split 3    |        | Split 4    |        | LAP        |          | Ideal    | Fastest |
|-----|------------|--------|------------|--------|------------|--------|------------|--------|------------|----------|----------|---------|
|     | Name       | Time   | Name       | Time   | Name       | Time   | Name       | Time   | Name       |          |          |         |
| 41  | M. WALTERS | 16.814 | H. McMURRA | 19.456 | M. WALTERS | 38.970 | H. McMURRA | 39.650 | M. WALTERS | 1:54.744 | 1:55.432 |         |

*Scott Lang*  
 Chief Timekeeper - Scott Lang

*Tom Williams*  
 Race Director - Tom Williams

*Paul Hinds*  
 Clerk of Course - Paul Hinds









# Winton Motor Raceway

## Round 2 : March 12 - 14



ASBK.COM.AU    



### AUSTRALIAN SUPERBIKE CHAMPIONSHIP


#### Practice 2

Date: 12/03/21  
Event: P11  
Weather: Partly cloudy - Temp: 28.5C  
Track: Dry - Temp: 38.5C


Started at: 13:49:02  
Laps: 30 Min  
Starters: 22  
Printed at: 15:51

### RACE INFORMATION

| Time     | Description   |
|----------|---|
| 13:49:02 | Event Start   |
| 14:02:43 | Track Temps: Finish - 38.1 / Int 1 - 38.9 / Int 2 - 36.9 / Int 3 - 35.4 |
| 14:19:14 | Chequered Flag  |
| 14:22:35 | Event Finish  |



Chief Timekeeper - Scott Lang



Race Director - Tom Williams



Clerk of Course - Paul Hinds



[www.computime.com.au](http://www.computime.com.au)  
COMPUTIME RACE TIMING SYSTEMS PTY LTD

